



Elaborate: Investigation

“What to Wear?”

Weather Module

This inquiry-based investigation provides students with the opportunity to demonstrate scientific reasoning and processing skills as they choose weather icons to represent the week’s weather and identify or draw appropriate attire for the weather.

This offline investigation can be completed after participation in the online Engage, Explore, and Explain.

Teacher objective: To record daily weather and make appropriate choices of protective clothing.

Student objective: Upon completion of this activity, students will choose representative weather icons and draw appropriate clothing with 80% accuracy.

Estimated time for activity: 25 minutes

Materials:

- “What to Wear?” sheet, one per student
- Crayons, markers, or colored pencils

Procedure:

Note: This activity will be completed over the course of a week.

1. Discuss the weather and how the weather affects what you wear. In addition to things like coats and boots, include umbrellas, sunglasses and even sunscreen in the discussion.
2. Distribute “Weather Icons.” Discuss what each icon means.
3. Distribute and read through “What to Wear?”
4. Circulate and assist students in choosing an icon to represent the day’s weather.
5. Have students add to “What to Wear?” sheet for four (4) more days.
6. Discuss weather changes over the five days. Compare clothing choices.
7. Write a class summary that describes the week’s weather.

Teacher background & discussion points:

The weather is a category that encompasses sun or cloud cover, temperature, wind, and precipitation. Weather data is quantitative when measured with tools like thermometers and rain gauges. However, weather data can also be qualitative; we can feel with our senses that it is cold outside, see the cloud cover, and judge the depth of the snow on our front steps.

Scientists can measure, record, summarize and compare weather data. By doing so, they can see patterns in the weather and learn how to predict weather over time. Meteorologists not only help us know what to wear in order to be comfortable during the day, but they also predict severe weather. Their predictions of coming storms and extreme weather can help us stay safe.

**Discussion Points:**

1. Clothing can help protect us from rain and cold.
2. Even though you may not feel like you need protection on a warm sunny day, sunscreen, sun hats and sunglasses protect your body from the sun's rays, which can be harmful.
3. Scientists record weather information over time to notice changes and patterns in the weather.

Review:

At the conclusion of the lesson, remember to review the following key points:

- Scientists learn through observation.
- Scientific observations can help us in our everyday lives.
- Collecting, recording, and sharing data are important science process skills.

Accommodations:

If students have difficulty completing the "What to Wear?" sheet, a variety of accommodations can be employed.

- The teacher can demonstrate how to fill out the data sheet.
- The activity can be completed at a center with an aide or with the teacher.
- The activity can be completed with a science buddy from an older grade.
- The teacher can lead the completion of the activity as a whole group at the front of the class.
- Extension activity: Discuss how sunscreen, sunglasses, and warm clothes can protect your body from the weather.



Name: _____

Date: _____

What to Wear?

Look outside your classroom window. What is the weather like today?

Cut out an icon to show today's weather and glue it on this sheet.






















Then draw a picture of clothing that will protect you from the weather and make you comfortable outside.

Monday	Tuesday	Wednesday

Thursday	Friday



Weather Icons



Clothing Options

